

Technical Manual

JBL STX812M

SPECIFICATIONS



ACOUSTIC & ELECTRICAL SPECIFICATIONS:

- Nominal Impedance:
 - Passive: 8 Ohms
 - Bi-amp LF: 8 Ohms
 - Bi-amp HF: 8 Ohms
- Power Rating: Continuous / Program / Peak:
 - Passive: 800W / 1600W / 3200W
 - Bi-amp LF: 800W / 1600W / 3200W
 - Bi-amp HF: 75W / 150W / 300 W
- Frequency Response: 75 Hz - 20 kHz (± 3 dB)
- Frequency Range: 50 Hz - 20 kHz (-10 dB)
- Maximum SPL: 130 dB SPL Peak
- System Sensitivity: 95 dB SPL (passive mode)
(1 Watt @ 1 Meter)
- Crossover Freq.: 2.2 kHz

SYSTEM COMPONENTS:

- Cabinet: Enclosure (Not For Sale)
- Grille: 5013220
- Low Frequency Transducer: 2206HPL, 305 mm (12 in) Vented Gap Cooled™ woofer

SYSTEM COMPONENTS: *CONTD*

- DC Resistance: 5.3 ohms
- High Frequency Transducer: 2432H, 75 mm (3 in) voice coil, neodymium compression driver
- DC Resistance: 4.00 ohm \pm 0.2 ohm
- Crossover Network/Input Cup: 5014361

AURAL SWEEP TEST SPECIFICATIONS:

- A. System Aural Sweep Test: 7.0V Input, 10 Hz to 20 kHz
- B. L.F. Aural Sweep Test: 10.0V Input, 20 Hz to 1 kHz
- C. H.F. Aural Sweep Test: 3.0V Input, 300 Hz to 1.0 kHz

PHYSICAL SPECIFICATIONS:

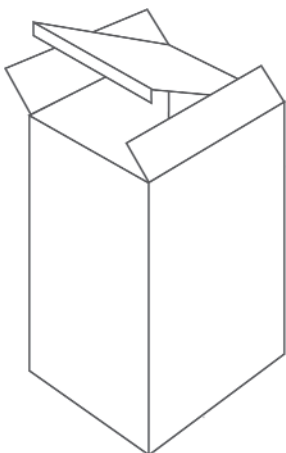
- Enclosure Dimensions: 571 x 355 x 264 mm D
(22.5 x 13.4 x 10.4 in. D)
- Net Weight: 42 lb (19 kg.)

WARRANTY INFORMATION:

- Refer to Warranty Statement packed with each product.

PACKAGE

Warranty 59660



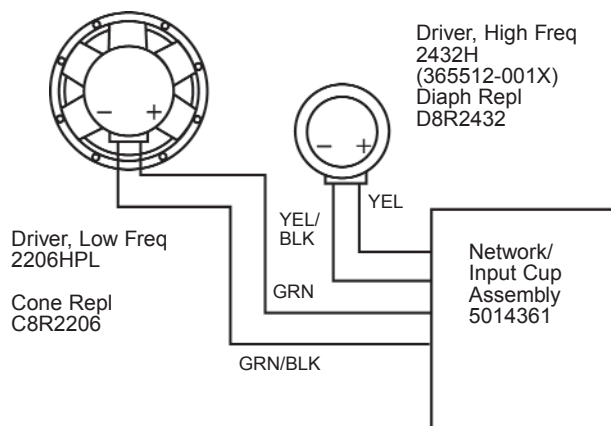
Spec Sheet
5022491

Carton
5018294

Filler (2)
5018295

PKG. Microfoam (2)
49790P

WIRING DIAGRAM



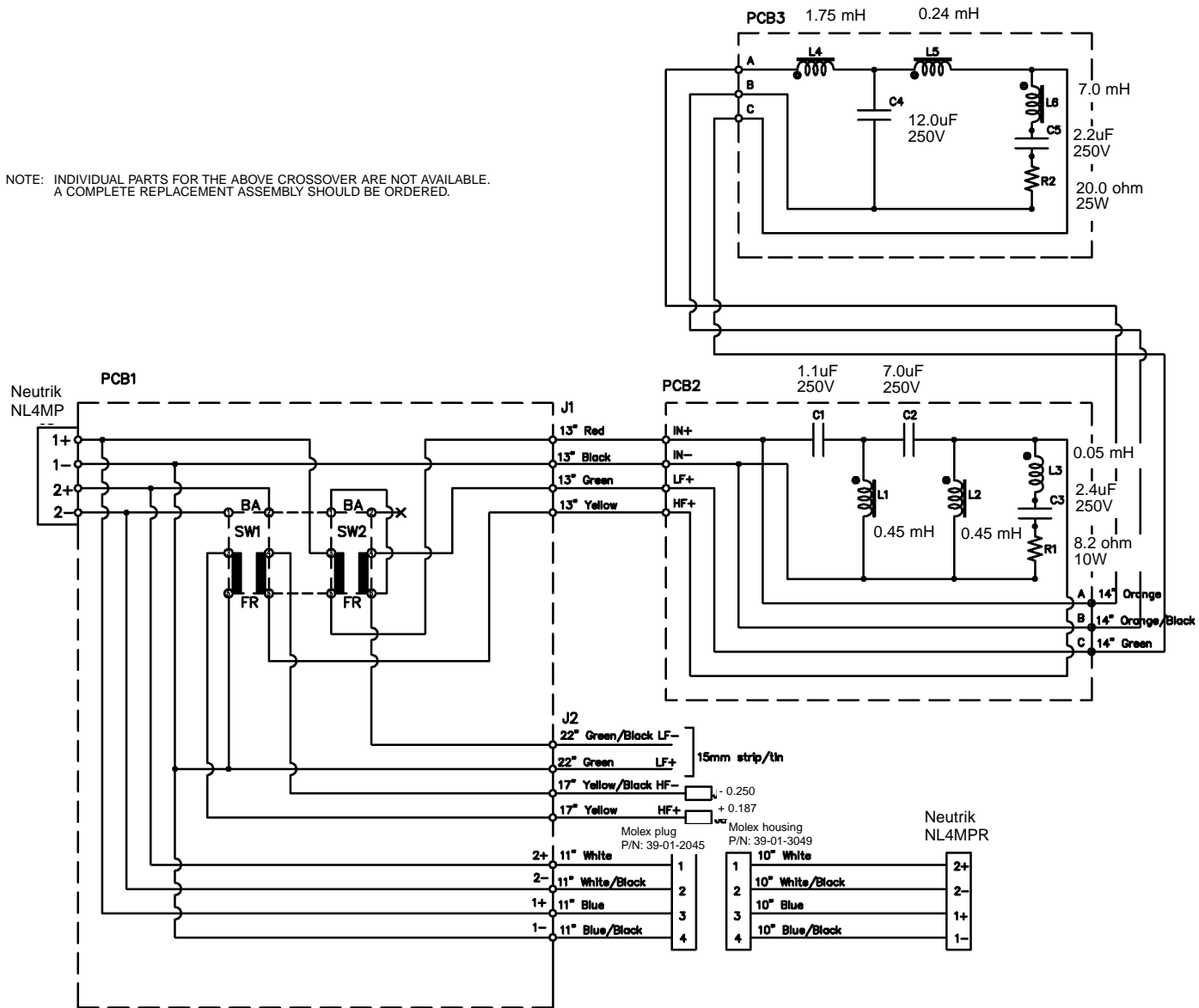
SEE NETWORK SCHEMATIC PAGE 2

NOTE: INDIVIDUAL PARTS FOR THE ABOVE CROSSOVER ARE NOT AVAILABLE.
A COMPLETE REPLACEMENT ASSEMBLY SHOULD BE ORDERED.

JBL STX812M

COMPONENT EXPLODED VIEW

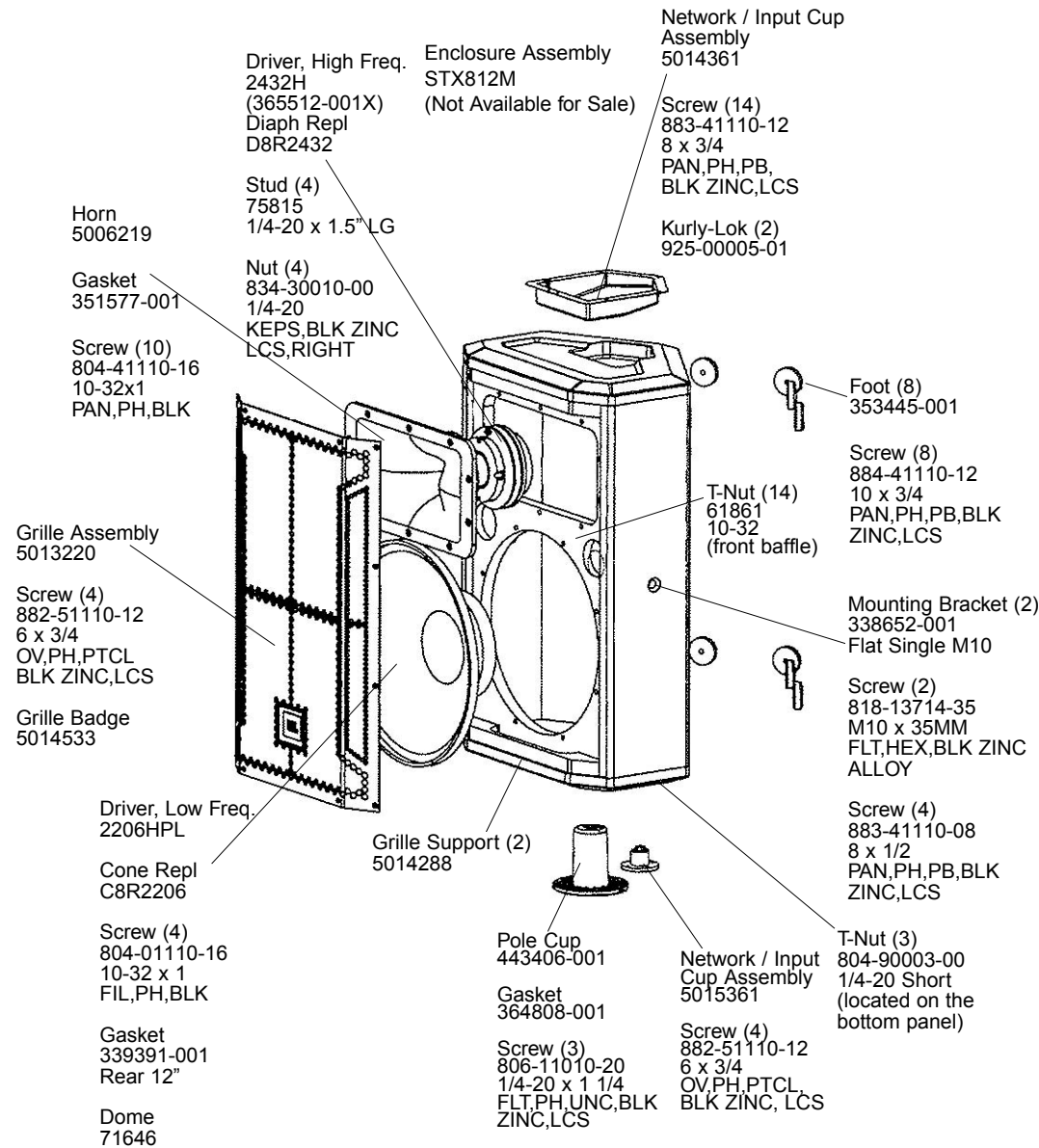
NOTE: INDIVIDUAL PARTS FOR THE ABOVE CROSSOVER ARE NOT AVAILABLE.
A COMPLETE REPLACEMENT ASSEMBLY SHOULD BE ORDERED.



JBL STX812M

JBL STX812M

COMPONENT EXPLODED VIEW



JBL STX812M