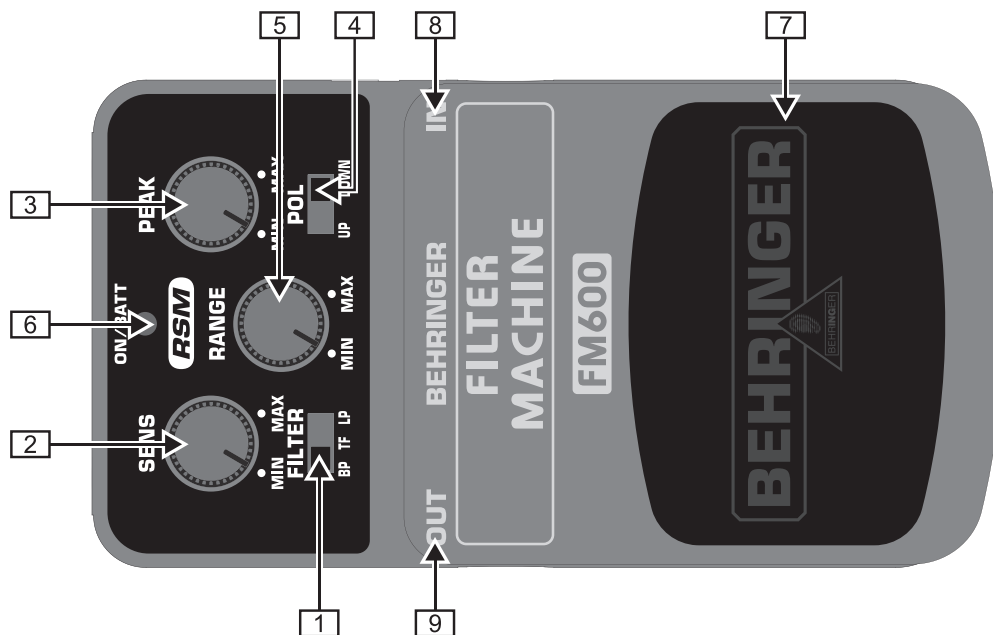


Thank you for showing your confidence in us by purchasing the BEHRINGER FILTER MACHINE FM600. This Filter Modeler delivers the whole range from funky auto-wah, twin, band-pass to swirling low-pass filter effects—at the touch of a footswitch. Discover the world of moving filters and take off with sounds you have never heard before.

## 1. CONTROLS




Top view


- 1 The *FILTER* switch is used to select one of three filter types (BP=Band Pass, TF=Twin Filter band pass, LP=Low Pass), which deliver completely different sounds. Cut-off and center frequencies respond to the dynamics of your playing.
- 2 The *SENS* knob determines the sensitivity of the filter and hence the level at which the filter frequency modulation starts to work.
- 3 The *PEAK* knob is used to define the shape of the filter from narrow to wide.
- 4 The *POL* switch determines whether the filter frequency moves up to higher frequencies (UP) or down to lower frequencies (DOWN) according to the dynamics of your playing.
- 5 With the *RANGE* knob, you can alter the travel range of the filter frequency.
- 6 The *ON/BATT LED* lights up, as soon as the effect is activated. Furthermore, you can check the status of the battery.
- 7 The footswitch is used for switching the effect on/off.
- 8 The 1/4" TS connector (*IN*) connects to your instrument.
- 9 The 1/4" TS connector (*OUT*) sends the signal to your amp/combo.

Use the *DC IN* connection at the front of the unit to plug in a 9 V power supply (not included).

The *BATTERY COMPARTMENT* is located underneath the pedal cover. To install or replace the 9 V battery (not included), press the hinges with a ballpoint pen and remove the pedal cover. Be careful not to scratch the unit.

 The FM600 has no On/Off switch. It is operable as soon as you insert a plug into the IN connector. Disconnect the plug, if you don't use the FM600. In doing so, you can extend the life time of the battery.

The *SERIAL NUMBER* is located at the underside.

 In rare cases interferences of the normal function may appear by external influence (e.g. electrostatic discharge), as for example sound disturbances or malfunctions. If this occurs, please turn down the volume on subsequent amplifiers and disconnect the input connector briefly to restart the application.

## 2. WARRANTY

For our current warranty terms, please refer to our website at <http://www.behringer.com>.

## 3. SPECIFICATIONS

### IN

Connector	1/4" TS
Impedance	500 kΩ

### OUT

Connector	1/4" TS
Impedance	1 kΩ

Power supply 9 V $\equiv$ , 100 mA regulated

BEHRINGER PSU-SB

USA/Canada	120 V~, 60 Hz
China/Korea	220 V~, 50/60 Hz
Europe/U.K./Australia	230 V~, 50 Hz
Japan	100 V~, 50 - 60 Hz
Export model	120/230 V~, 50 - 60 Hz

Power connector 2 mm DC jack, negative center

Battery 9 V type 6LR61

Power consumption 60 mA

Dimensions (H x W x D) approx. 54 mm (2 1/8") x 70 mm (2 3/4") x 123 mm (4 4/5")

Weight approx. 0.33 kg (0.73 lbs)

BEHRINGER is constantly striving to maintain the highest professional standards. As a result of these efforts, modifications may be made from time to time to existing products without prior notice. Specifications and appearance may therefore differ from those listed or shown.

## 4. SAFETY INSTRUCTIONS

Do not use near water, or install near heat sources. Use only authorized attachments/accessories. Do not service product yourself. Contact our qualified servicing personnel for servicing or repairs, **especially when power supply cord or plug is damaged.**

No utilizar cerca de agua o instalar cerca de fuentes de calor. Utilice sólo accesorios y aditamentos autorizados. No intenté reparar el producto usted mismo. Contacte a nuestro personal técnico cualificado para servicio y reparaciones, **especialmente cuando la fuente o el cable de alimentación estén dañados.**

Не эксплуатируйте прибор вблизи от источников воды и тепла. Применяйте только авторизованные дополнительные устройства. Никогда не ремонтируйте прибор самостоятельно. Ремонт может производить только квалифицированный специализированный персонал, **особенно при повреждениях сетевого провода или сетевой вилки.**

水分の近くや、ヒーターなど熱気のある場所では使用しないでください。正式に認可された付属品のみを使用してください。製品はご自分では決して修理せず、特に電源コードもしくはプラグが損傷した場合には、必ず製品サービスおよびリペアの資格を有した当社の担当員にご相談ください。

不要在靠近水源的地方使用，或在靠近热源的地方安装。只使用经过许可的附件 / 配件。不要自己进行产品维修，**尤其是当电源线或插座损坏的时候**，请联系我们的专业服务人员有关产品维修事宜。

Die deutsche Anleitung ist erhältlich @ [www.behringer.com](http://www.behringer.com)

Manuel francophone en téléchargement sur [www.behringer.com](http://www.behringer.com)

Manual en español disponible en [www.behringer.com](http://www.behringer.com)

Manuali italiani disponibili @ [www.behringer.com](http://www.behringer.com)

Русскоязычное руководство @ [www.behringer.com](http://www.behringer.com)

Polska instrukcja dostępna jest pod adresem @ [www.behringer.com](http://www.behringer.com)

Nederlandse handleiding beschikbaar @ [www.behringer.com](http://www.behringer.com)

Suomenkielinen käyttöohje saatavilla osoitteesta [www.behringer.com](http://www.behringer.com)

Svensk manual finns tillgänglig på [www.behringer.com](http://www.behringer.com)

Dansk vejledning findes på @ [www.behringer.com](http://www.behringer.com)

Manual português disponível @ [www.behringer.com](http://www.behringer.com)

Ελληνικό εγχειρίδιο υπάρχει διαθέσιμο στη διεύθυνση [www.behringer.com](http://www.behringer.com)

日本語版マニュアル @ [www.behringer.com](http://www.behringer.com)

使用说明书可在 [www.behringer.com](http://www.behringer.com) 下载

Technical specifications and appearance are subject to change without notice. The information contained herein is correct at the time of printing. BEHRINGER accepts no liability for any loss which may be suffered by any person who relies either wholly or in part upon any description, photograph or statement contained herein. Colors and specifications may vary slightly from product. Products are sold through our authorized dealers only. Distributors and dealers are not agents of BEHRINGER and have absolutely no authority to bind BEHRINGER by any express or implied undertaking or representation. No part of this manual may be reproduced or transmitted in any form or by any means, electronic or mechanical, including photocopying and recording of any kind, for any purpose, without the express written permission of BEHRINGER International GmbH. ALL RIGHTS RESERVED. © 2007 BEHRINGER International GmbH. BEHRINGER International GmbH, Hanns-Martin-Schleyer-Str. 36-38, 47877 Willich-Muenchheide II, Germany. Tel. +49 2154 9206 0, Fax +49 2154 9206 4903