

PRX825W


Dual 15" Two-Way Full-Range Main System

Features:

- ▶ Maximum SPL Output 138 dB Peak
- ▶ Dual 15" Differential Drive® low-frequency drivers for low-distortion and higher SPL
- ▶ 1.5" diameter next generation JBL neodymium compression driver
- ▶ 1500W (dual 750 watt) highly efficient Class-D amplifier
- ▶ Normal and Boost user selectable EQ presets
- ▶ Digital limiters and filters including crossover, component optimization, and tunings
- ▶ Wireless remote control of its onboard DSP EQ parameters via Wi-Fi. Control and configure your show from anywhere.
- ▶ Professional XLR-1/4" combination inputs, RCA inputs, and XLR loop-through
- ▶ Integrated 12 x M10 Suspension Points
- ▶ Lightweight poplar plywood cabinets made structurally sound with tongue and groove joints and protected by JBL's tour proven DuraFlex™ finish

Application:

- ▶ The PRX825W is a two-way sound reinforcement loudspeaker with dual 15" woofers handling the low end. Because of the second 15" woofer, the PRX825W is an ideal solution when space for set-up or transport is limited, but low frequency performance is vital to the success of a gig. On top of this, coupling the system with a subwoofer creates a very high volume sound reinforcement solution, perfect for regional tour companies and AV Rental companies looking for a scalable, easy to deploy audio solution. Although the PRX825W can be paired with any subwoofer, the crossover matching with the PRX815XLF-W or PRX818XLF-W will deliver optimized frequency response down to the bottom of the sonic range.
- ▶ For live music, recorded music playback and speech the user has the option of tailoring the EQ. A microphone can be directly connected to the speaker input for quick on-the-fly PA applications.
- ▶ The PRX825W features remote Wi-Fi control of onboard DSP EQ parameters. The PRX825W is capable of delivering a very high level of performance over a wide bandwidth. The PRX825W is comprised of two 380 mm (15 in) 275 Differential Drive® woofers, a 2408H-2, 37.5 mm (1.5 in) annular polymer diaphragm, neodymium compression driver mounted to a 90° by 50° horn, all driven by a Class-D power amplifier. Sophisticated DSP is at the core of a fully featured input section, powering component protection, input sensitivity selection, cross-over functionality, dynamic limiting and discrete component optimization. Additionally, the app allows users to control 8 PEQs, 50ms of delay, gain staging, and other options to optimize the performance of their system.
- ▶ All PRX800 cabinets are built from 18 mm, strong, light-weight poplar plywood made structurally sound with tongue and groove joints. All PRX800 Series cabinets are protected by JBL's tour proven DuraFlex™ finish. Grilles are made from dent-resistant 16 gauge steel and handles are made from light-weight glass-filled nylon for added strength and durability. All M10 suspension points are constructed from 14 gauge steel and have been tested with a yield-strength of 1000 lbs. Each.
- ▶ The amplifier input panel offers XLR or 1/4 inch jack compatibility and a sensitivity switch provides extra flexibility, making it possible to connect literally any sound source without using a mixer. Signal present and overload lights indicate the system status and assist in setting the optimum level, via the level control knob.



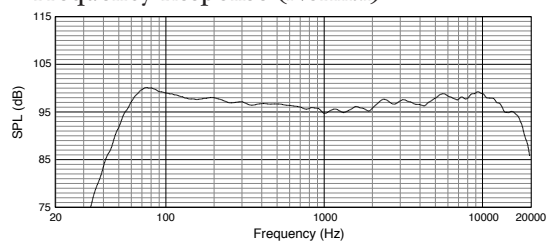
Specifications:

System:	
System Type:	Self Powered Dual 15", subwoofer, two-way, bass-reflex
Maximum SPL Output:	138 dB peak
Frequency Range (-10 dB):	Normal: 42 Hz – 18.5 kHz Boost: 40 Hz – 18.5 kHz
Frequency Response (±3 dB):	Normal: 49 Hz – 17 kHz Boost: 46 Hz – 17 kHz
Input Connectors:	2 x Balanced XLR / 1/4 inch input, 2 x unbalanced RCA input
Input Impedance:	20K Ohms (balanced), 10K Ohms (unbalanced)
Signal Indicators:	Limit: Yellow LED indicates peak output has been reached and DSP limiter is acting Signal: Green LED indicates signal present Power: Blue indicates system has power and ready to pass audio
EQ:	User selectable presets for Normal or Boost, Advanced EQ settings available using PRX Connect application via Wi-Fi
Dynamic Control (Input):	dbx Type IV™ limiter circuit
Crossover Frequency:	2.4 kHz
Amplifier:	
Design:	Highly efficient Class-D amplifier
Power Rating:	1500W (750W x 2)
AC Power Input:	100V - 240V ~ 50/60 Hz
Speaker:	
LF Driver:	2 x JBL 275 (15 in) woofer
HF Driver:	1 x JBL 2408H-2 37.5 mm (1.5 in) annular polymer diaphragm, neodymium compression driver
Coverage Pattern:	90° x 50° nominal
Directivity Index (DI):	10.4 dB
Directivity Factor (Q):	11
Enclosure:	Trapezoidal, 18mm, birch/poplar wooden enclosure
Suspension / Mounting:	8 x M10 Suspension Points,
Transport:	2x integrated handles with injection molded backing cup
Finish:	Obsidian DuraFlex™ finish
Grille:	Powder coated, Obsidian, 16 gauge perforated steel with acoustically transparent black cloth backing.
Dimensions (H x W x D):	1061 mm x 446 mm x 539 mm (41.8 in x 17.5 in x 21.2 in)
Net Weight:	35.83 kg (79.0 lb)
Gross Weight:	43.0 kg (95.0 lb)

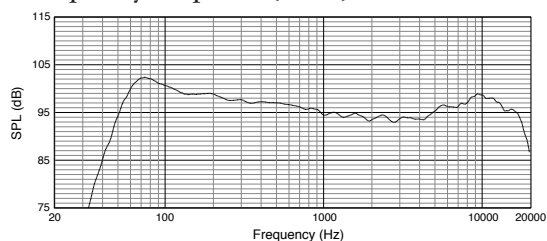
JBL continually engages in research related to product improvement. Some materials, production methods and design refinements are introduced into existing products without notice as a routine expression of that philosophy. For this reason, any current JBL product may differ in some respect from its published description, but will always equal or exceed the original design specifications unless otherwise stated.

► PRX825W Dual 15" Two-Way Full-Range Main System

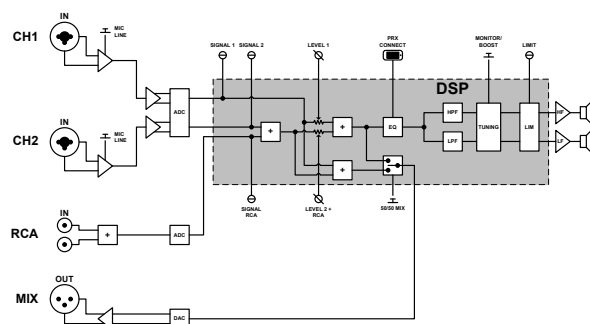
Frequency Response (Normal)



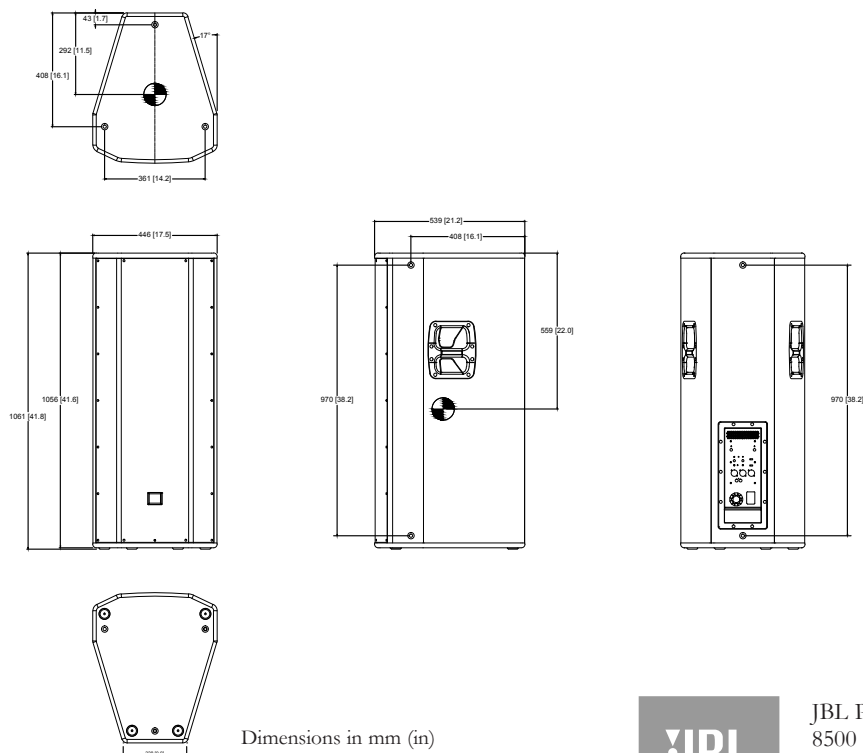
Frequency Response (Boost)



Block Diagrams



Dimensions



Dimensions in mm (in)



JBL Professional
8500 Balboa Boulevard, P.O. Box 2200
Northridge, California 91329 U.S.A.

© Copyright 2016 JBL Professional

www.jblpro.com
http://acctech.ru/cat/aktivnye_satellity/

PN: 5075808
SS PRX825W
CRP
06/16