




Di6 DC

TANNOY®



Product Description

Designed for a wide variety of sound reinforcement applications, the Tannoy Di6 DC is a high performance, ultra compact surface mount weather resistant loudspeaker. A full bandwidth loudspeaker designed for commercial, professional and residential applications where environment durability and high quality sonic performance are required. Indoor or outdoor, these speakers are ideally suited to stereo or monaural background or foreground music systems in such applications as diverse as theme parks, retail premises, restaurants and cafés, corporate audio visual, residential developments and houses of worship.

Renowned for its extraordinary power handling, high sensitivity, extended frequency response and very low distortion, Tannoy's Dual Concentric™ provides a wide and controlled dispersion ensuring optimum coverage. By placing the high frequency drive unit physically inside the low frequency driver, Tannoy engineers have created a true point source that exhibits constant directivity and unparalleled linearity. Perfect for this type of application, the driver system generates a spherical wave front unaffected by energy loss at the crossover frequency in either vertical or horizontal planes; allowing highly flexible speaker placement on the wall or ceiling with no compromise to performance and vocal intelligibility.

The Dual Concentric™ driver in the Di6 DC uses a 165mm (6.50") complex multi fibre paper pulp mix for the mid bass cone to achieve optimum acoustic performance, while a comprehensive resin treatment process ensures the materials weather resistance. The concentrically positioned 25mm (1.00") HF unit has a ferrofluid cooled titanium dome, with a neodymium magnet system, equipped with dynamic high frequency protection.

Available in textured black or white painted finish with matching rubber trims, the outstandingly durable and scuff resistant, high impact polystyrene (HIPS) Di enclosure is weather resistant, rated IP64 to EN60529 (IEC529); a construction fully optimised for consistent performance in adverse conditions indoors or out.

Modification is possible by application of alternative colour trims. Two standard colour trim options are available from stock; enabling black or white product to be supplied factory pre-fitted with either red or blue trims.

Other trim colours can also be created to suit specific requirements, but only as a special order customisation subject to minimum order quantities. Primarily aimed at corporate branding applications, this aesthetic flexibility will also enable colour coordination for larger installs.

Transformer version - the Di6 DCt

The Di6 DCt model option is equipped with an internally mounted low insertion loss line transformer for 70V or 100V distributed sound applications. Wattage taps are easily configurable to the following settings via an easily accessible rotary tapping switch, which is bottom panel mounted under the rubber trim.

70V: 60W / 30W / 15W / 7.5W / OFF & Low impedance operation
100V: 60W / 30W / 15W / OFF & Low impedance operation

Features

- 165mm (6.50") Dual Concentric™ transducer for high performance and durability
- 90 degree controlled conical dispersion for optimum coverage and forward gain
- Weather resistant rated IP64 to EN60529 (IEC529)
- High power handling and extended bandwidth
- Phase coherent design for superior vocal articulation and music reproduction
- Yoke bracket supplied, optional accessories include pole mount adaptor and the unique K-Ball™ pre-wired, fully adjustable multi-angle bracket
- Five year loudspeaker warranty

Transformer version - the Di6 DCt

- Low insertion loss 60W transformer for a more powerful and dynamic performance in distributed audio installations
- Bottom mounted switch for line voltage settings

Applications

- Indoor or outdoor commercial, professional and residential installations
- High level stereo or monaural background or foreground music and speech paging systems
- Theme parks
- Theme bars
- Reception / waiting rooms
- Airports, convention centres and hotels
- Business music systems
- Boardrooms and offices
- Cruise ships
- Retail outlets and shopping malls
- Restaurants and cafes
- Corporate audio visual
- Residential developments
- Houses of worship

Tannoy United Kingdom
 Tannoy North America
 Tannoy Deutschland
 Tannoy France

T: 00 44 (0) 1236 420199
 T: 00 1 (519) 745 1158
 T: 00 49 (180) 1111 881
 T: 00 33 (0)1 7036 7473

E: enquiries@tannoy.com
 E: inquiries@tannoyna.com
 E: anfragen@tannoy.com
 E: ventes@tannoy.com

tannoy®.com



Di6 DC

TANNOY®

TECHNICAL SPECIFICATIONS

System	Di6DC / Di6DCt	
Frequency Response (-3dB) ⁽¹⁾	75Hz -30kHz	
Frequency Range (-10dB) ⁽¹⁾	55Hz - 35kHz	
System Sensitivity (1W @1m) ⁽²⁾	89dB (1W = 2.83V for 8 Ohms)	
Dispersion (-6dB)	90 degrees conical	
Driver Complement		
Low Frequency	1.00 x 165mm (6.50") Dual Concentric™ constant directivity driver with multi fibre paper pulp cone	
High Frequency	25mm (1.00") titanium dome with neodymium magnet system	
Crossover	1.6kHz - 2nd order LF, 2nd Order HF (with dynamic HF protection)	
Directivity Factor (Q)	5.6 averaged 1kHz to 10kHz	
Directivity Index (DI)	7 averaged 1kHz to 10kHz	
Rated Maximum SPL ⁽²⁾		
Average	109dB (107dB - 60W tapping on transformer)	
Peak	115dB	
Power Handling		
Average	90W	
Programme	180W	
Peak	360W	
Recommended Amplifier Power	180W @ 8 Ohms	
Nominal Impedance	8 Ohms	
Di6DCt - Transformer Taps (bottom rotary switch)		
70V	60W / 30W / 15W / 7.5W / OFF & low impedance operation	
100V	60W / 30W / 15W / OFF & low impedance operation	
Distortion		
10% Full Power (8.0V)	2nd Harmonic	3rd Harmonic
250Hz	1.00%	0.32%
1kHz	0.18%	0.32%
10kHz	1.00%	0.18%
1% Full Power (2.5V)	2nd Harmonic	3rd Harmonic
250Hz	0.25%	0.25%
1kHz	0.06%	0.18%
10kHz	0.45%	0.14%

Construction

Enclosure	High Impact Polystyrene (HIPS) rated IP64 to EN60529 (IEC529)
Grille	Steel, with weather resistant coating
Finish	Textured Black or White paint (custom trim colours can be supplied pre-fitted to special order - minimum order quantity applies)
Connectors	Euroblock type removable locking connector with screw terminals with "loop through" facility
Fittings	1 x K-Ball™ Bracket Socket 2 x M8 yoke bracket inserts
Supplied Accessories	Yoke bracket
Optional Accessories	Pole mount adaptor K-Ball™ pre-wired multi angle bracket
Dimensions	357.5 x 230 x 223.2mm (H x W x D) (14.08 x 9.05 x 8.79") (H x W x D)
NET Weight	5.5kg (12.12lbs)

Notes:

- (1) Average over stated bandwidth. Measured at 1 metre on axis.
(2) Unweighted pink noise input, measured at 1 metre in an anechoic chamber

A full range of measurements, performance data, CLF and Ease™ Data can be downloaded from www.tannoy.com

Full independent verification of published specifications carried out by NWAA Labs, California can also be obtained from the downloads section of www.tannoy.com

Tannoy operates a policy of continuous research and development. The introduction of new materials or manufacturing methods will always equal or exceed the published specifications, which Tannoy reserves the right to alter without prior notice. Please verify the latest specifications when dealing with critical applications.

Ordering Information

PART NUMBER	MODEL NAME	COLOUR	PACKED QUANTITY	PACKED WEIGHT
8001 4040	Di6 DC	Black	2	7.0 (15.4lb)
8001 4041	Di6 DC	White	2	7.0 (15.4lb)
8001 4050	Di6 DCt	Black	2	7.5kg (16.53lb)
8001 4051	Di6 DCt	White	2	7.5kg (16.53lb)

Tannoy United Kingdom
Tannoy North America
Tannoy Deutschland
Tannoy France

T: 00 44 (0) 1236 420199
T: 00 1 (519) 745 1158
T: 00 49 (180) 1111 881
T: 00 33 (0)1 7036 7473

E: enquiries@tannoy.com
E: inquiries@tannoyna.com
E: anfragen@tannoy.com
E: ventes@tannoy.com

tannoy.com

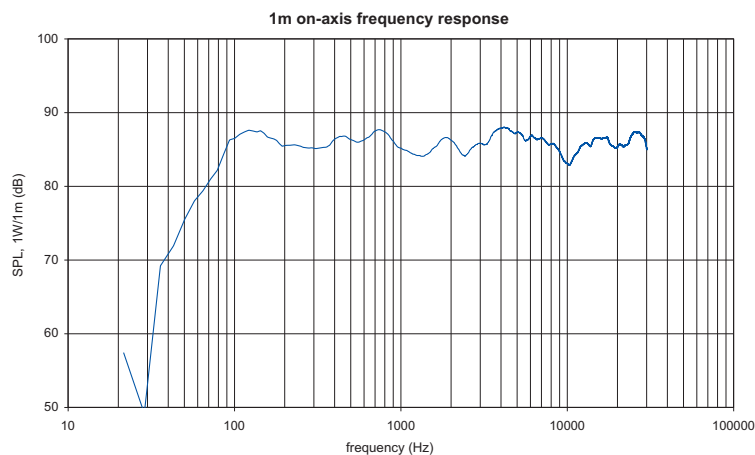


Di6 DC

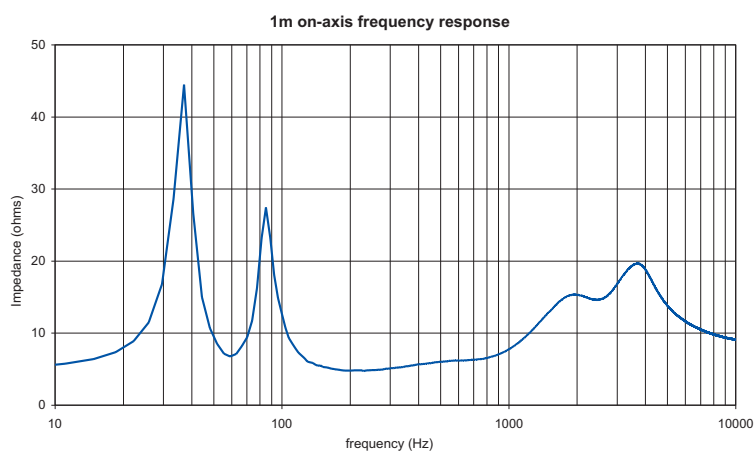
TANNOY®

PERFORMANCE MEASUREMENTS

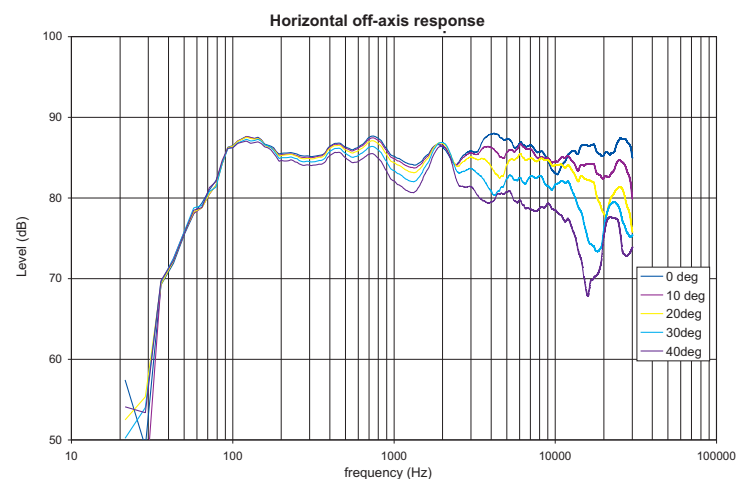
ANECHOIC FREQUENCY RESPONSE



IMPEDANCE



OFF AXIS RESPONSE



Tannoy United Kingdom
Tannoy North America
Tannoy Deutschland
Tannoy France

T: 00 44 (0) 1236 420199
T: 00 1 (519) 745 1158
T: 00 49 (180) 1111 881
T: 00 33 (0) 1 7036 7473

E: enquiries@tannoy.com
E: inquiries@tannoyna.com
E: anfragen@tannoy.com
E: ventes@tannoy.com

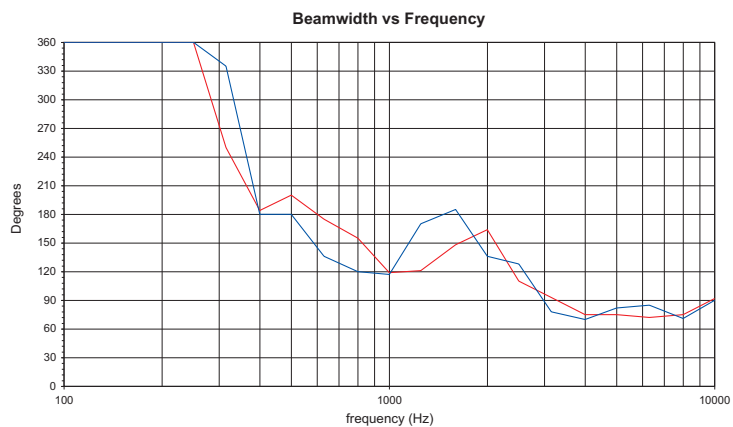
tannoy®.com



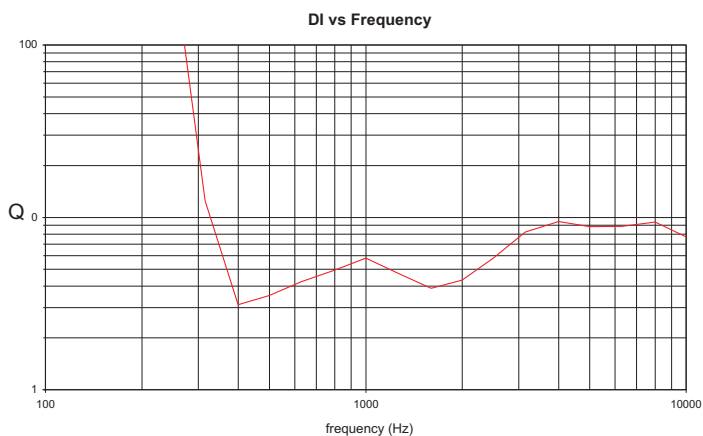
Di6 DC

TANNOY®

PERFORMANCE MEASUREMENTS



BEAMWIDTH



DIRECTIVITY INDEX

Tannoy United Kingdom
Tannoy North America
Tannoy Deutschland
Tannoy France

T: 00 44 (0) 1236 420199
T: 00 1 (519) 745 1158
T: 00 49 (180) 1111 881
T: 00 33 (0)1 7036 7473

E: enquiries@tannoy.com
E: inquiries@tannoyna.com
E: anfragen@tannoy.com
E: ventes@tannoy.com

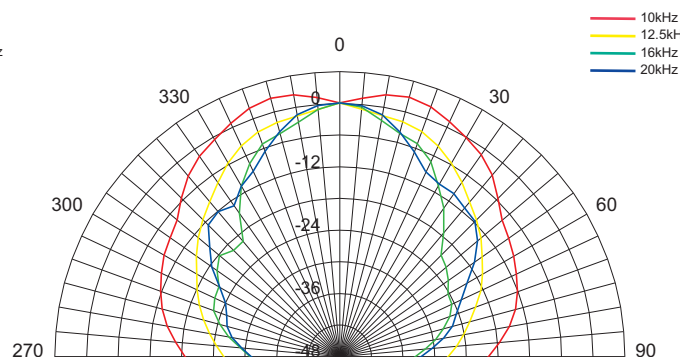
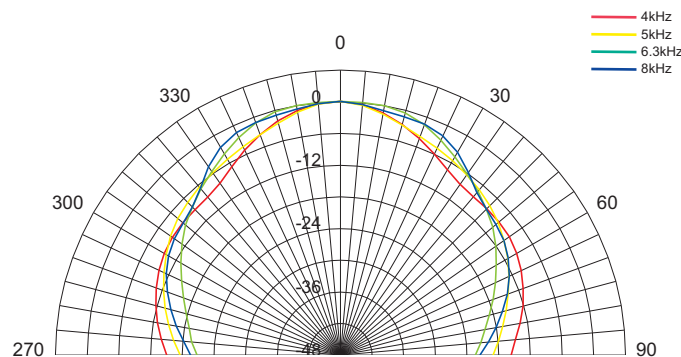
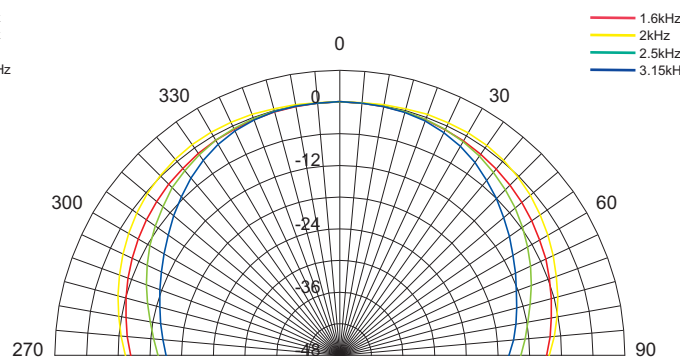
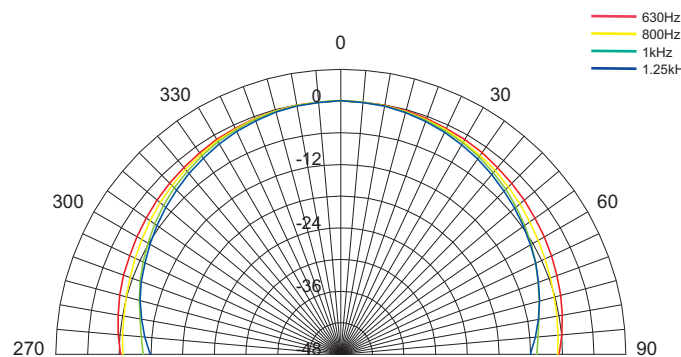
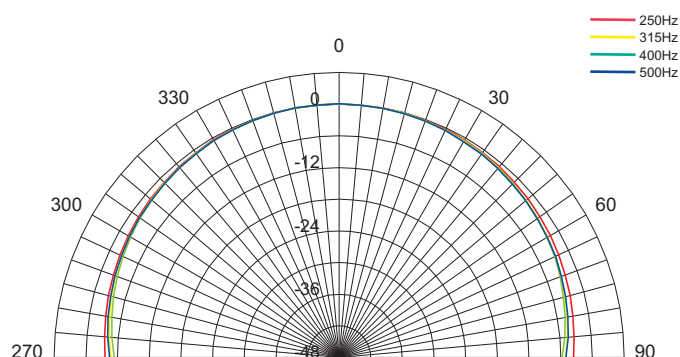
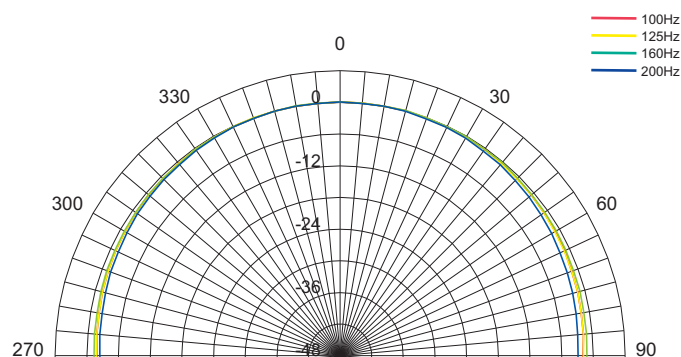
tannoy®.com



Di6 DC

TANNOY®

PERFORMANCE MEASUREMENTS POLAR PLOTS (1/3 OCTAVE)



Tannoy United Kingdom
Tannoy North America
Tannoy Deutschland
Tannoy France

T: 00 44 (0) 1236 420199
T: 00 1 (519) 745 1158
T: 00 49 (180) 1111 881
T: 00 33 (0)1 7036 7473

E: enquiries@tannoy.com
E: inquiries@tannoyna.com
E: anfragen@tannoy.com
E: ventes@tannoy.com

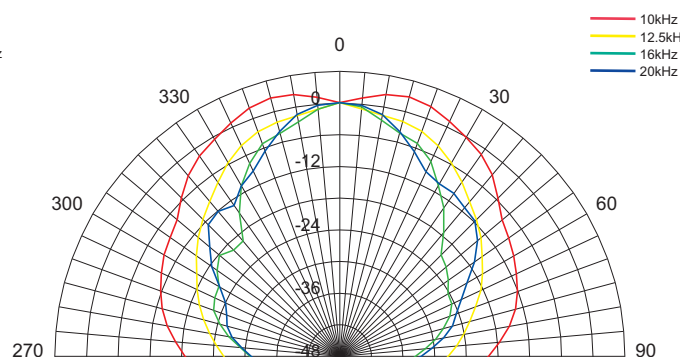
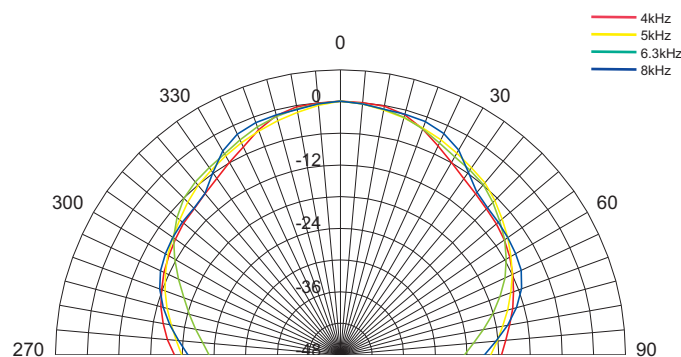
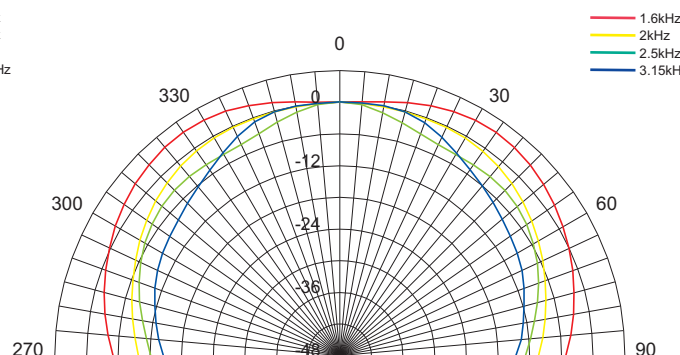
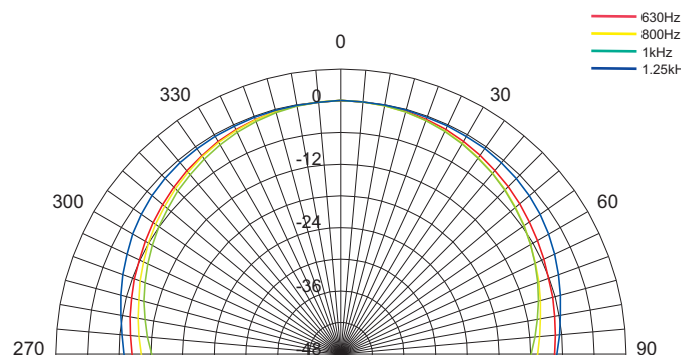
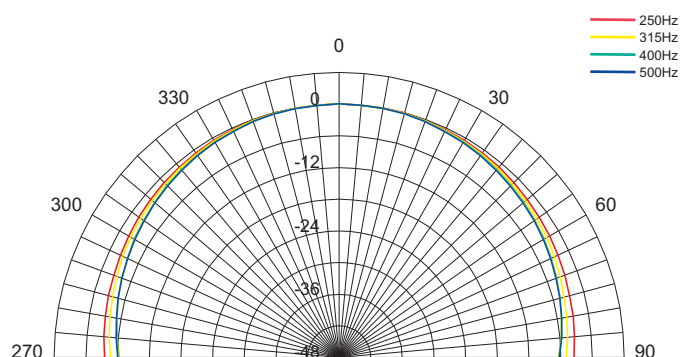
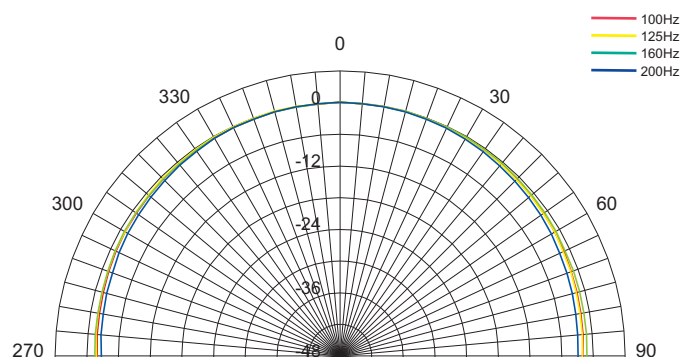
tannoy®.com



Di6 DC

TANNOY®

PERFORMANCE MEASUREMENTS POLAR PLOTS (1/3 OCTAVE)



Tannoy United Kingdom
Tannoy North America
Tannoy Deutschland
Tannoy France

T: 00 44 (0) 1236 420199
T: 00 1 (519) 745 1158
T: 00 49 (180) 1111 881
T: 00 33 (0)1 7036 7473

E: enquiries@tannoy.com
E: inquiries@tannoyna.com
E: anfragen@tannoy.com
E: ventes@tannoy.com

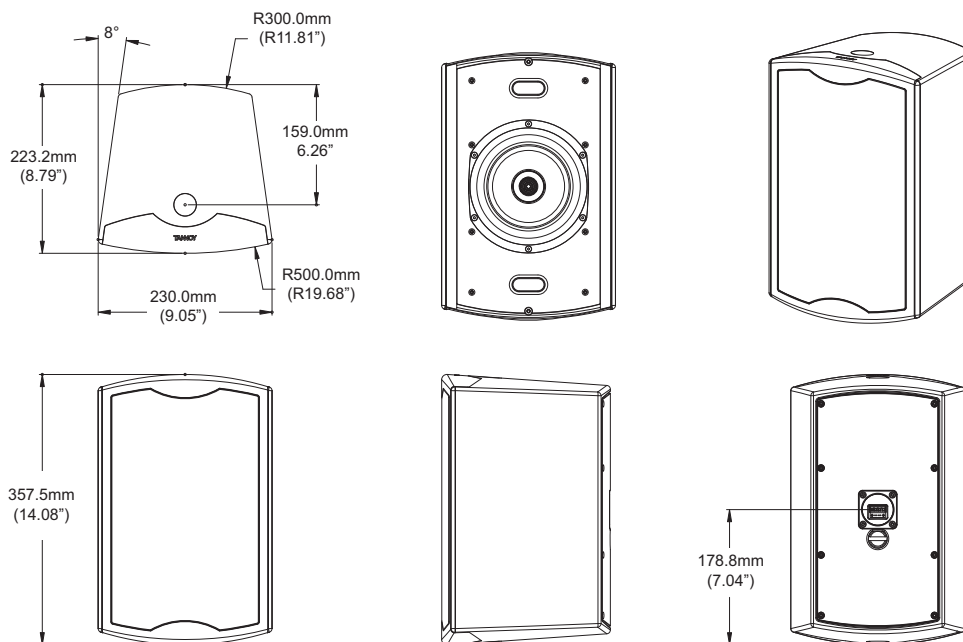
tannoy®.com



Di6 DC

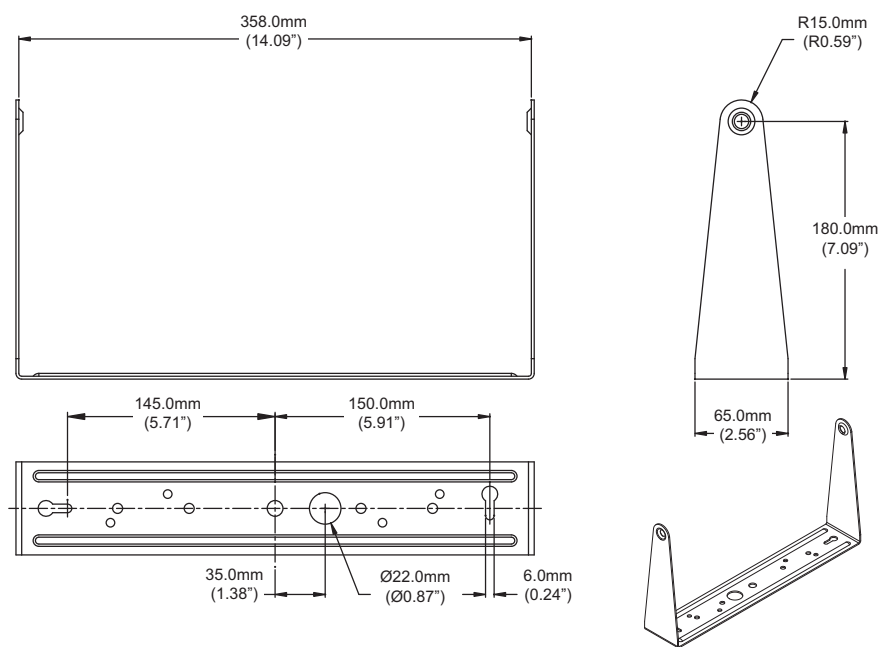
TANNOY®

DIMENSIONAL SKETCHES



SUPPLIED MOUNTING BRACKET

Di6 DCt Yoke



Tannoy United Kingdom
Tannoy North America
Tannoy Deutschland
Tannoy France

T: 00 44 (0) 1236 420199
T: 00 1 (519) 745 1158
T: 00 49 (180) 1111 881
T: 00 33 (0)1 7036 7473

E: enquiries@tannoy.com
E: inquiries@tannoyna.com
E: anfragen@tannoy.com
E: ventes@tannoy.com

tannoy®.com

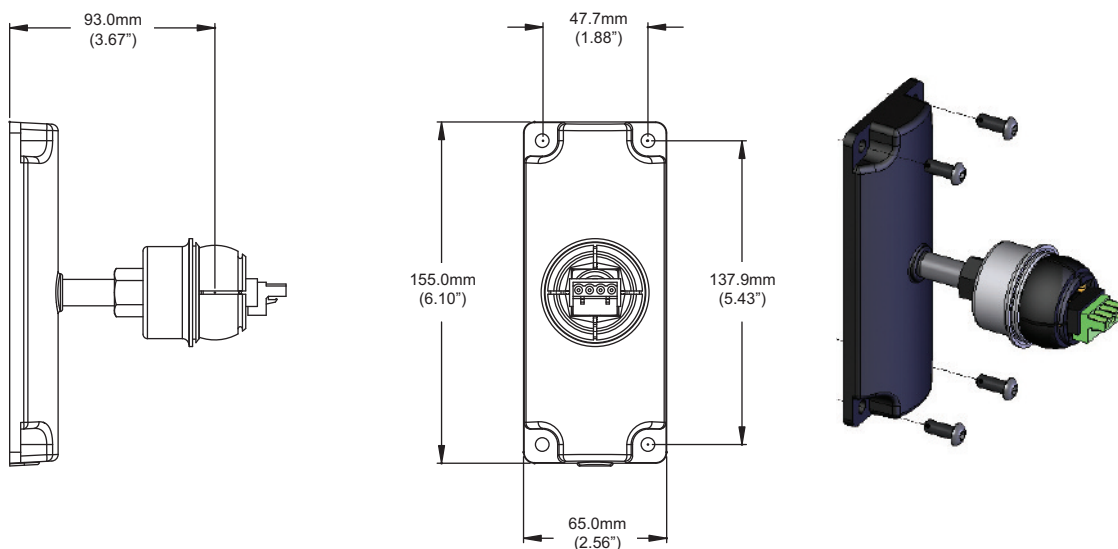


Di6 DC

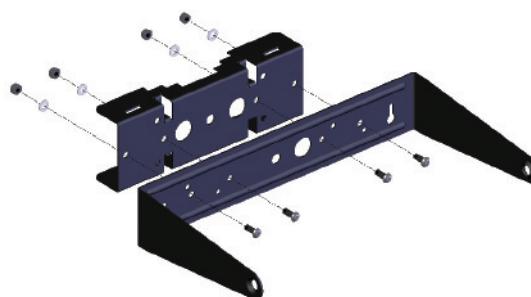
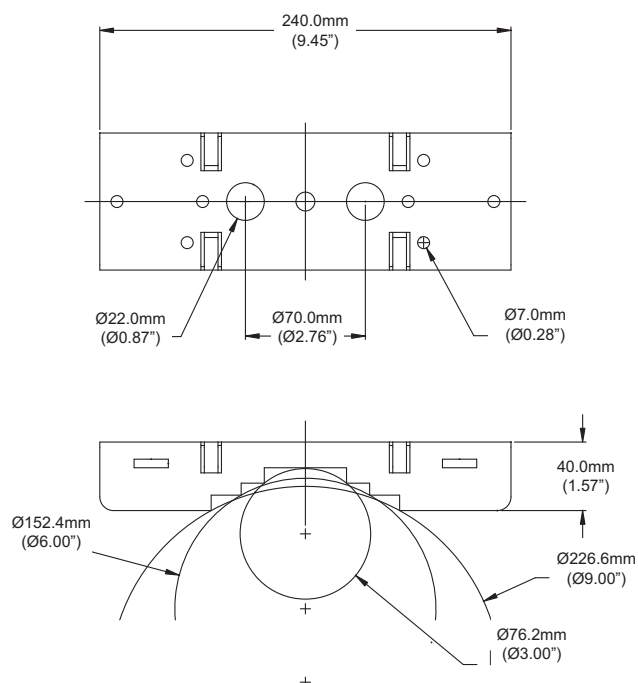
TANNOY®

OPTIONAL ACCESSORIES


K-Ball™ Bracket



Pole Mount Adapter



Pole Mount Adapter with Yoke bracket



Pole Mount Adapter with K-Ball™ bracket

Ordering Information

PART NUMBER	MODEL NAME	COLOUR	PACKED QUANTITY
8001 4190	K-Ball™ Bracket	Black	1
8001 4191	K-Ball™ Bracket	White	1
8001 4600	Pole Mount Adapter	Black	1
8001 4601	Pole Mount Adapter	White	1

Tannoy United Kingdom
Tannoy North America
Tannoy Deutschland
Tannoy France

T: 00 44 (0) 1236 420199
T: 00 1 (519) 745 1158
T: 00 49 (180) 1111 881
T: 00 33 (0)1 7036 7473

E: enquiries@tannoy.com
E: inquiries@tannoyna.com
E: anfragen@tannoy.com
E: ventes@tannoy.com

tannoy®.com



Architectural specifications Di6 DC

The weather resistant, full bandwidth surface mount speaker system shall consist of a 165mm (6.50") full range, point source Dual Concentric™ transducer mounted in an optimally tuned vented, injection moulded high impact polystyrene (HIPS) enclosure, rated IP64 to EN60529 (IEC529). The protective grille shall be constructed from steel with a weather resistant coating.

Performance of the Di6 DC surface mount speaker shall meet or exceed the following criteria: The system shall have a conical coverage pattern of 90 degrees (-6dB). Frequency response measured on axis shall be 55Hz - 35kHz (-10dB from rated sensitivity, average over stated bandwidth. Measured at 1 metre in an anechoic chamber) with no equalisation. Sensitivity shall be 89dB (1W = 2.83V for 8 Ohms). Long term power handling capacity as defined in EIA-426B test shall be 90W, recommended amplifier power 180W. The nominal system impedance shall be 8 Ohms (in low impedance setting).

A termination recess shall be integrated with the rear panel, a removable Euroblock type locking connector with screw terminals for secure wire termination with "loop through" facility shall be provided. A yoke mounting bracket shall be included with the speaker system and additional security shall be provided by a tie back point.

The dimensions shall not exceed 357.5 x 230 x 223.2mm (14.08 x 9.05 x 8.79").

The surface mount speaker system shall be the.....Di6 DC.

Architectural specifications Di6 DCt

The weather resistant, full bandwidth surface mount speaker system shall consist of a 165mm (6.50") full range, point source Dual Concentric™ transducer mounted in an optimally tuned vented, injection moulded high impact polystyrene (HIPS) enclosure, rated IP64 to EN60529 (IEC529). The protective grille shall be constructed from steel with a weather resistant coating.

Performance of the Di6 DCt surface mount speaker shall meet or exceed the following criteria: The system shall have a conical coverage pattern of 90 degrees (-6dB). Frequency response measured on axis shall be 80Hz - 54kHz (-10dB from rated sensitivity, average over stated bandwidth. Measured at 1 metre in an anechoic chamber) with no equalisation. Sensitivity shall be 88dB (1W = 2.83V for 8 Ohms). Long term power handling capacity as defined in EIA-426B test shall be 60W, recommended amplifier power 120W. The nominal system impedance shall be 8 Ohms (in low impedance setting).

The Di6 DCt speaker system shall be equipped with a 60W high performance line transformer for use in 70.7 or 100 Volt distributed audio systems with 60W / 30W / 15W / 7.5W* Watt, OFF and Low Impedance taps available. An easily accessible rotary switch located under the rubber trim on the top of the cabinet shall be available for selecting transformer and low impedance settings.

A termination recess shall be integrated with the rear panel, a removable Euroblock type locking connector with screw terminals for secure wire termination with "loop through" facility shall be provided. A yoke mounting bracket shall be included with the speaker system and additional security shall be provided by a tie back point.

The dimensions shall not exceed 357.5 x 230 x 223.2mm (14.08 x 9.05 x 8.79").

The surface mount speaker system shall be the.....Di6 DCt.

*70 Volt only



TANNOY®

NOTES

E: enquiries@tannoy.com
E: inquiries@tannoyna.com
E: anfragen@tannoy.com
E: ventas@tannoy.com

tannoy.com



TANNOY®

NOTES

E: enquiries@tannoy.com
E: inquiries@tannoyna.com
E: anfragen@tannoy.com
E: ventas@tannoy.com

tannoy.com



TANNOY®

NOTES

E: enquiries@tannoy.com
E: inquiries@tannoyna.com
E: anfragen@tannoy.com
E: ventas@tannoy.com

tannoy.com