

# HT2

## Condenser Headworn Microphone

---

### OVERVIEW

The HT2 is a professional pre-polarized headworn condenser microphone for stage, presentation and broadcast applications. The HT2 is known for its excellent sonic characteristics, low profile, comfort and sound isolation from other instruments on stage. Designed for use with the Audix RAD360 wireless, the HT2 is also available in a wired version (Model HT2P).

Characterized with a uniformly controlled supercardioid polar pattern, the HT2 is designed to capture vocals from a comfortable distance of 2"-3" off of the corner of the mouth. With a tailored frequency range of 50 Hz - 15 kHz, the HT2 will handle very high sound pressure levels of  $\geq 140$  dB without distortion.

The HT2 is easy to position, lightweight and manufactured with high standards and tight tolerances. Roadworthy construction includes a rubber coated metal frame, a high performance 5 mm capsule, black finish and a 3' high quality cable terminating in a space saving mini 3-pin XLRf connector.

### MODEL VARIATIONS

**HT2P** - Includes battery powered phantom power supply with on-off switch, bass roll-off and belt clip (APS911)

### SUPPLIED ACCESSORIES

3' captive mic cable with mini XLRf connector

**WSHT2** - External foam windscreen for reducing wind, sibilance and pop noise

### OPTIONAL ACCESSORIES

**APS910** - 48 V phantom power adapter for use with electret condenser microphones.

**APS911** - Optional phantom power adapter for use with electret condenser microphones. Runs on AA batteries when phantom power is not available. Features on/off switch and bass roll-off filter (provided with HT2P).



### FEATURES

- Hands free, headworn vocal microphone
- Excellent for live sound vocals
- Adjustable and durable
- 1 year warranty

### APPLICATIONS

- Lead or backing vocals
- Speech
- Presentation



WSHT2



APS911



APS910

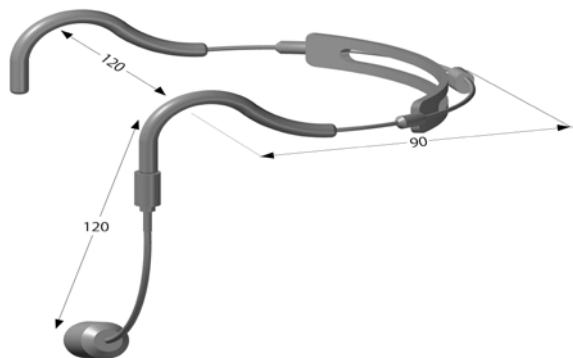
---

# HT2

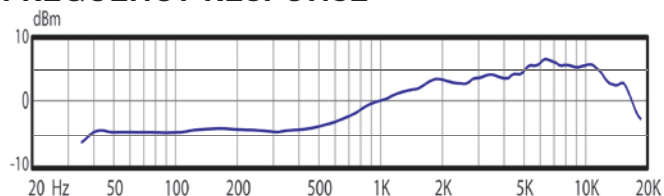
## SPECIFICATIONS

Transducer Type	Pre-Polarized Condenser
Frequency Response	50 Hz - 15 kHz
Polar Pattern	Supercardioid
Output Impedance	250 ohms balanced
Sensitivity	4 mV / Pa @ 1k
Equivalent Noise Level	26 dB (A-weighted)
Signal to Noise Ratio	68 dB
Maximum SPL	≥140 dB
Power Requirements	5 - 52 V phantom
Connector	3-pin or 4-pin XLRf
Polarity	Positive pressure on diaphragm produces positive voltage on pin 2 relative to pin 3 of output XLR connector
Materials / Finish	Flexible Steel Alloy / Black
Weight	68 g / 2.4 oz

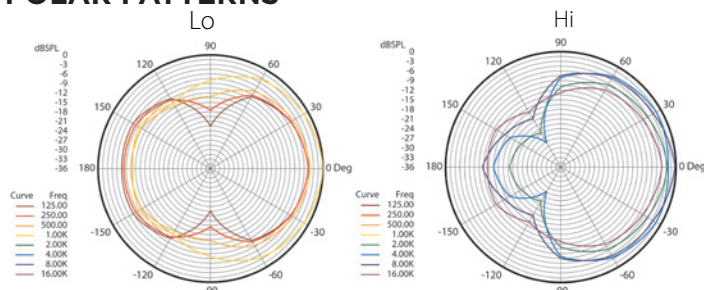
## DIMENSIONS (mm)



## FREQUENCY RESPONSE



## POLAR PATTERNS



## PRODUCT REGISTRATION

Please register your product online at [www.audixusa.com/docs\\_12/about/product\\_registration.shtml](http://www.audixusa.com/docs_12/about/product_registration.shtml).

## SERVICE AND WARRANTY

This microphone is under warranty for a period of 1 year to be free of defects in material and workmanship. In the event of a product failure due to materials or workmanship, Audix will repair or replace said product at no charge with proof of purchase. Audix does not pay or reimburse shipping costs for warranty repairs or returns. The warranty excludes any causes other than manufacturing defects, such as normal wear, abuse, environmental damage, shipping damage or failure to use or maintain the product per the supplied instructions. No Implied Warranties: All implied warranties, including but not limited to implied warranties of merchantability and fitness for a particular purpose are hereby excluded. The liability of Audix, if any, for damages relating to allegedly defective products shall be limited to the actual price paid by Dealer for such products and shall in no event include incidental or consequential damages of any kind. Should your microphone fail in any way, please contact the Audix Service department at 503.682.6933. A Return Authorization is required before returning any product. OTHER THAN THIS WARRANTY, AUDIX MAKES NO WARRANTIES, EXPRESS OR IMPLIED, WITH RESPECT TO THE PRODUCTS, THE USE OF THE PRODUCTS, THE PERFORMANCE OF THE PRODUCTS. AUDIX SHALL NOT BE LIABLE FOR SPECIAL INCIDENTAL, CONSEQUENTIAL, INDIRECT OR SIMILAR DAMAGES ARISING FROM OR BASED ON THE SALE, USE, STORAGE OR DISPOSAL OF THE PRODUCTS, AUDIX'S SERVICE WORK, BREACH OF WARRANTY, BREACH OF CONTRACT. NEGLIGENCE, OR ANY OTHER THEORY OF LIABILITY, EVEN IF AUDIX HAS BEEN ADVISED OF THE POSSIBILITY OF SUCH DAMAGES.

ALL SPECIFICATIONS SUBJECT TO CHANGE WITHOUT NOTICE.

## ARCHITECT AND ENGINEER SPECIFICATIONS

The microphone shall be a back plate pre-polarized condenser with a supercardioid polar pattern. The microphone shall operate on 5-52 Volts biased from a wireless bodypack or phantom power and the nominal output impedance shall be equal to 250 ohms at 1 kHz. The microphone shall have a sensitivity of 4 mV / Pa at 1 kHz. The microphone shall have a maximum SPL level of ≥140 dB with a THD of 0.5%. The headset shall be made of rubber coated metal alloy with steel coiled gooseneck supporting the microphone element.

## OPERATION AND MAINTENANCE

The HT2 is a low impedance microphone designed for use with the Audix RAD360 wireless bodypack. The HT2 may be used with other brands of wireless bodypacks, however, the connector and wiring will most likely have to be modified in order to match the specs of the system being used.

**HT2P:** The HT2P should be plugged into one of the mic level inputs on your mixer, console, or recording device. The HT2P will NOT operate without phantom power voltage (5-52 Volts recommended) which is available on most professional mic preamps and mixing devices. If phantom power is not available on your equipment, you may use the APS911 phantom power supply which allows battery powered operation. Avoid plugging or unplugging the microphone from a PA system unless the channel is muted or the volume of the system is turned down. Failure to do so may result in a loud "popping" noise which could seriously damage the speakers in the PA system.

The HT2 is manufactured to exacting specs with roadworthy construction. However, the capsule is highly sensitive and should be handled with care. Avoid extreme temperatures and be sure to store your microphone in the pouch provided when not in use. Moisture of any kind can adversely affect the sound and performance of your microphone.

## USER TIPS

The HT2 is designed so that the headband is worn around the back of the head with the curved ear pieces resting around both ears. The dual ear system keeps the headset stable once it is in the desired position. The microphone is at the very end of the flexible boom and should be positioned on the user's left side of the cheek just off the corner of the mouth. The headset may be adjusted to fit by either loosening or tightening the rubber strap that is attached in the middle of the headband.

For optimum sound and performance, DO NOT place the microphone directly in front of the mouth as the pickup pattern of the mic is intended to pick up sound from off-axis.

Further miking techniques may be found at [www.audixusa.com](http://www.audixusa.com).

[http://acctech.ru/cat/polovnoy\\_mikrofon\\_petlichka/](http://acctech.ru/cat/polovnoy_mikrofon_petlichka/)



www.audixusa.com  
503.682.6933 Fax: 503.682.7114  
Audix Corporation 9400 SW Barber St. Wilsonville, OR 97070

**AUDIX**  
ver 2.0 06-15